

Scaled data based on original data using
LM-79-08 Approved Method: Electrical and Photometric Measurements of Solid-
State Lighting Products

Test Report Prepared for
Cooper Lighting Solutions
(formerly Eaton)

Brand: McGRAW-EDISON

Report Number: P271811

Luminaire Tested: **ISW-AF-XXX-LED-E1-RW-7027-XXB**

Issue Date: 3/3/2020

Test Information

Test Method: LM-79-08
Report Number: P271811
TEST IS SCALED FROM IESNA LM-79-08 TEST DATA (P29767)
Test Lab: INNOVATION CENTER-P2
Issue Date: 3/3/2020
Manufacturer: COOPER LIGHTING SOLUTIONS (FORMERLY EATON)
Product Line: MCGRAW-EDISON
Catalog Number: ISW-AF-XXX-LED-E1-RW-7027-XXB
Description: IMPACT ELITE LED WEDGE LUMINAIRE, EMERGENCY MODE WITH BATTERY
BACKPACK BOX
LIGHT SQUARE WITH ACCULED OPTICS-RECTANGULAR WIDE TYPE I
Light Source: (16) 2700K CCT, 70 CRI LEDs
Ballast/Driver: ELECTRONIC DRIVER

Summary

Lumens per Lamp: N/A
Luminaire Lumens: 569.6 lumens
Efficiency: N/A
Efficacy: 43.8 lumens/watt
Luminous Opening: Rectangular (W 0.5' x L: 0.5' x H: 0')
IES Classification: Type II - Medium - Cutoff
BUG Rating: B0 - U1 - G0

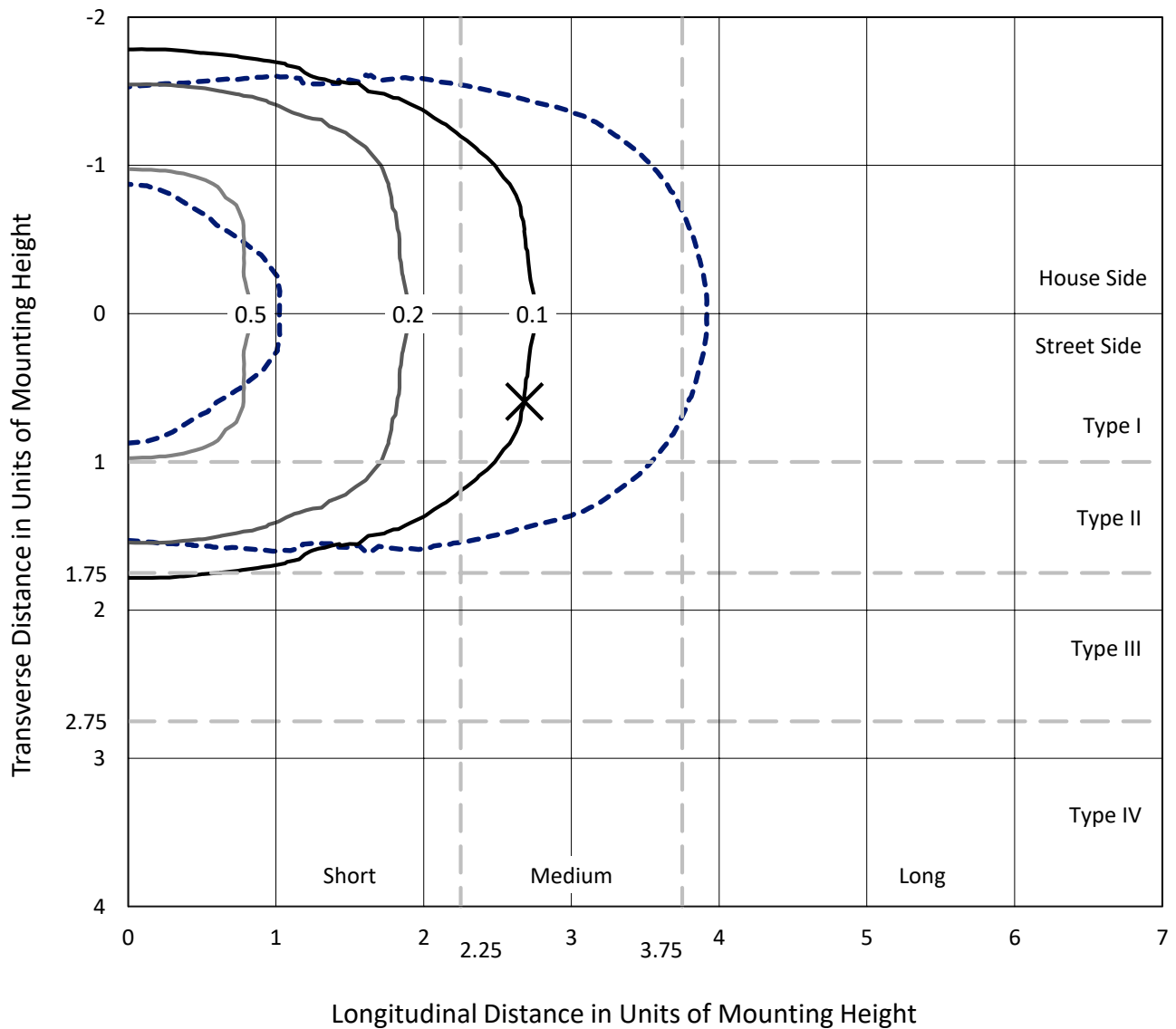
Input Watts (W): 13
Input Voltage (V): 120
Input Current (Ain): NR
Voltage Rise (V): NR
Power Factor: NR
Total Harmonic Distortion (THDi): NR
Frequency (hertz): 60
Stabilization Time: NR
Operation Time: NR
Ambient Temperature (°C): NR
Test Distance: 25 FT



REPORT NUMBER: P271811
 CATALOG NUMBER: ISW-AF-XXX-LED-E1-RW-7027-XXB

Iso-Footcandle Lines of Horizontal Illumination

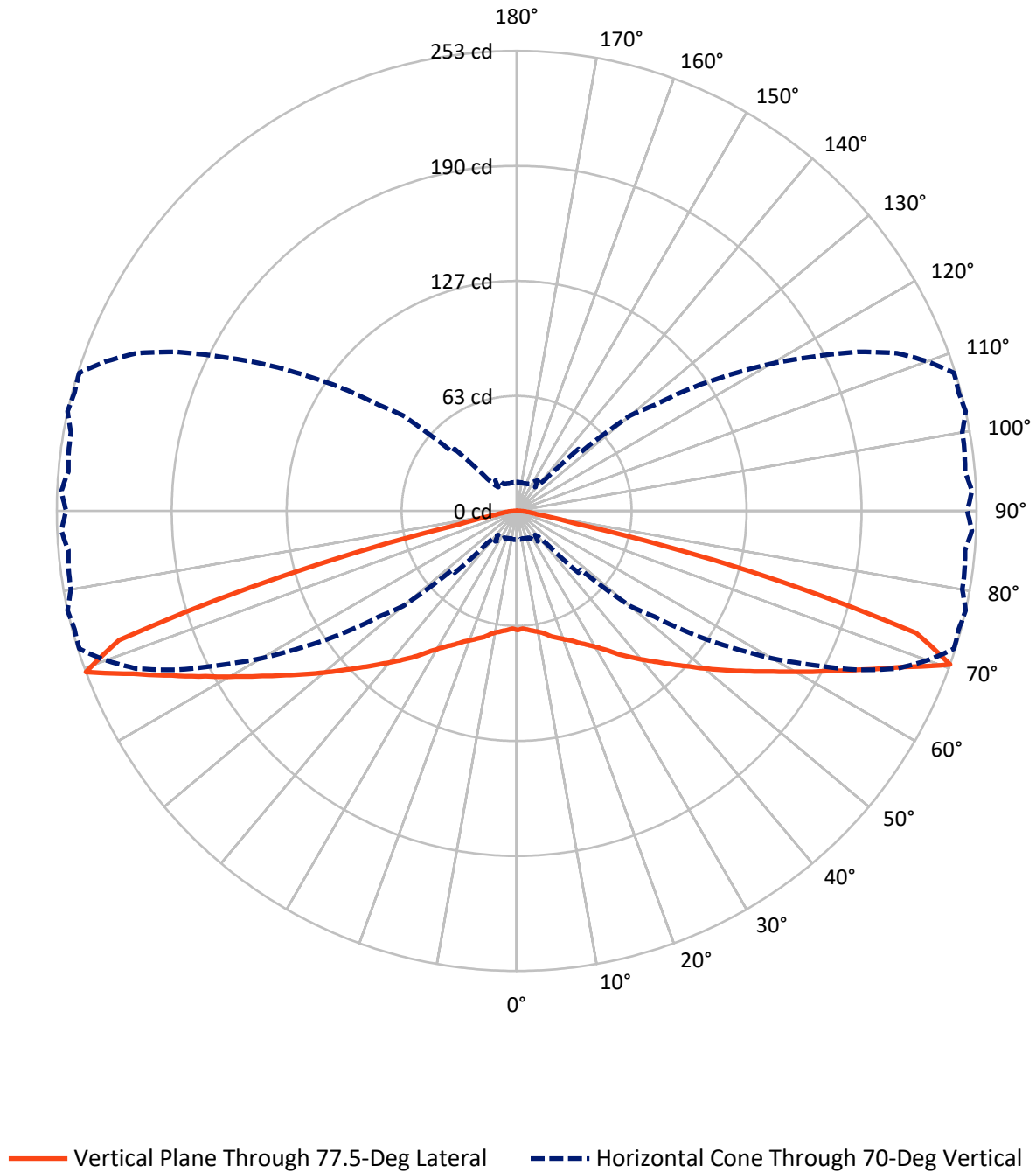
× Max cd
 - - - 1/2 Max cd



Based on 10 foot mounting height. Maximum calculated value = 0.7 fc
 Type II - Medium - Cutoff

REPORT NUMBER: P271811
CATALOG NUMBER: ISW-AF-XXX-LED-E1-RW-7027-XXB

Luminous Intensity Polar Plot



REPORT NUMBER: P271811

CATALOG NUMBER: ISW-AF-XXX-LED-E1-RW-7027-XXB

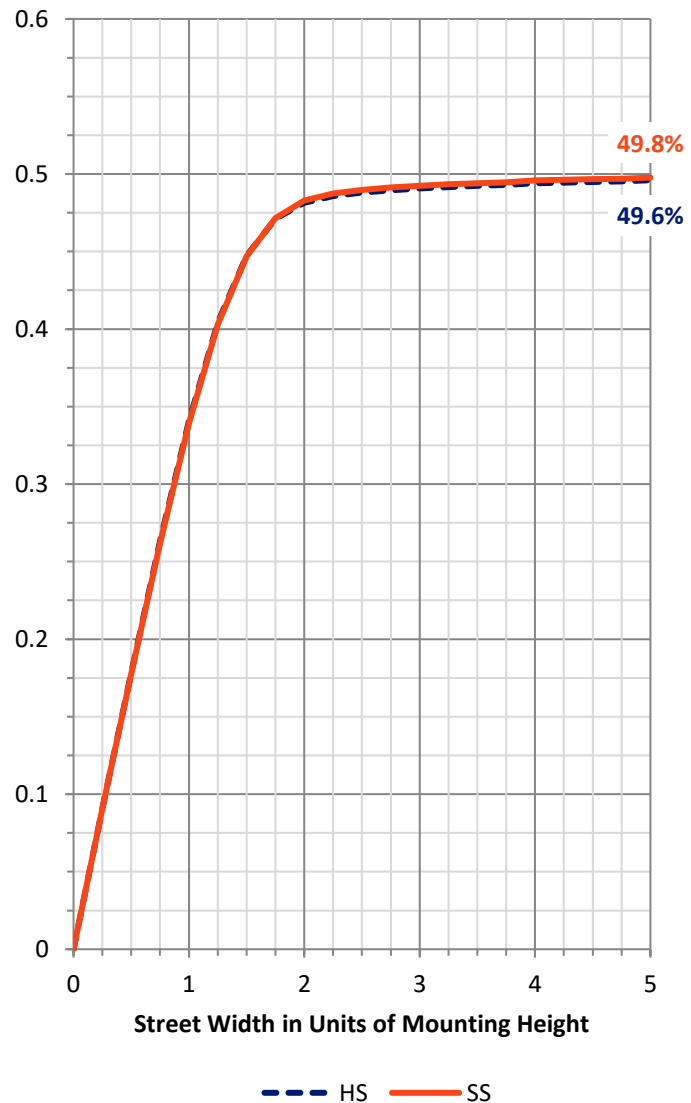
FLUX DISTRIBUTION:

		Downward	Upward	Total
House Side	Lumens	284.8	0.0	284.8
	% Fixture	50.0	0.0	50.0
Street Side	Lumens	284.8	0.0	284.8
	% Fixture	50.0	0.0	50.0
Total	Lumens	569.6	0.1	569.6
	% Fixture	100.0	0.0	100.0

Coefficient of Utilization

ZONAL LUMENS:

Zone	Lumens	% Fixture
0°-10°	6.3	1.1
10°-20°	19.8	3.5
20°-30°	37.1	6.5
30°-40°	64.9	11.4
40°-50°	105.8	18.6
50°-60°	144.7	25.4
60°-70°	133.1	23.4
70°-80°	52.0	9.1
80°-90°	5.8	1.0
90°-100°	0.1	0.0
100°-110°	0.0	0.0
110°-120°	0.0	0.0
120°-130°	0.0	0.0
130°-140°	0.0	0.0
140°-150°	0.0	0.0
150°-160°	0.0	0.0
160°-170°	0.0	0.0
170°-180°	0.0	0.0
0°-90°	569.6	100.0
0°-180°	569.6	100.0



REPORT NUMBER: P271811

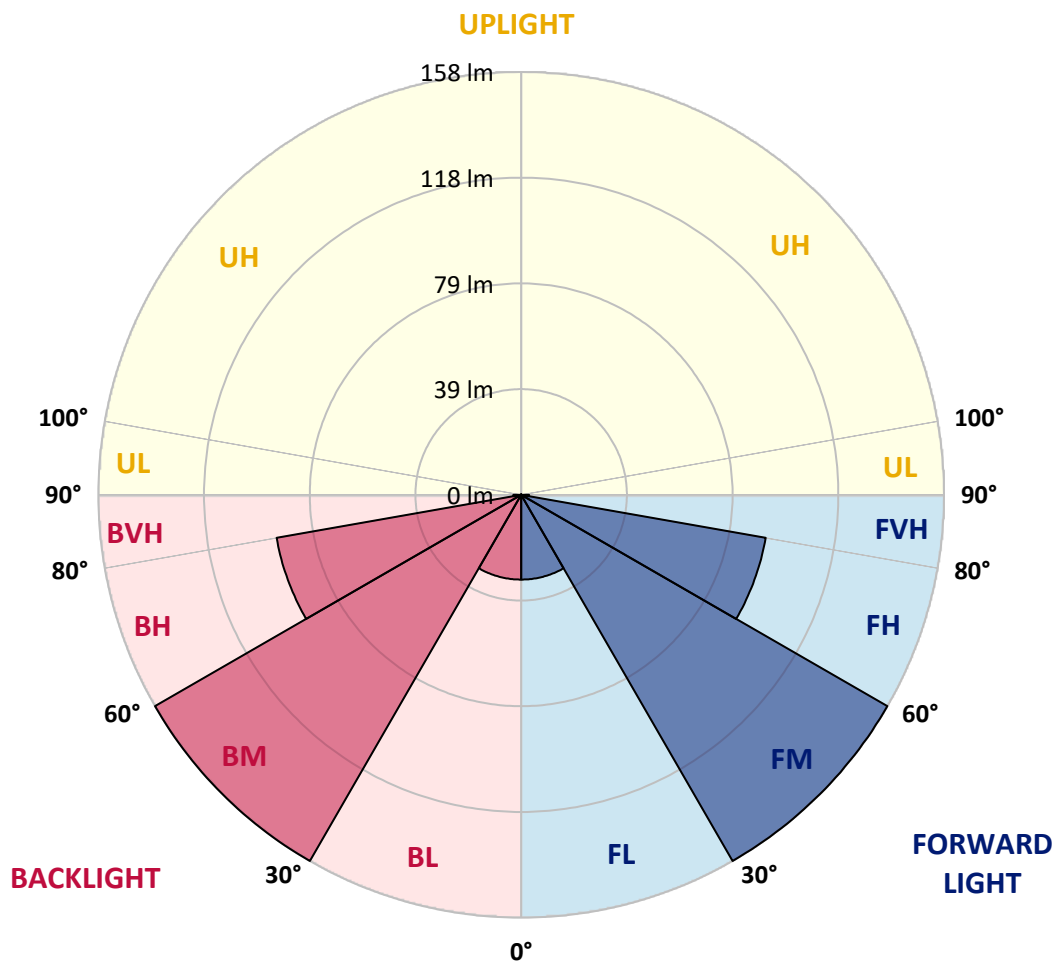
CATALOG NUMBER: ISW-AF-XXX-LED-E1-RW-7027-XXB

LUMINAIRE CLASSIFICATION SYSTEM LUMEN TABLE AND BUG RATING:

Zone		Lumens	% Fixture	Zone Rating/Lumen Limit		
				B	U	G
FL	(0°-30°)	31.6	5.5			
FM	(30°-60°)	157.7	27.7			
FH	(60°-80°)	92.6	16.3			G0/660
FVH	(80°-90°)	2.9	0.5			G0/10
BL	(0°-30°)	31.6	5.5	B0/110		
BM	(30°-60°)	157.7	27.7	B0/220		
BH	(60°-80°)	92.6	16.3	B0/110		G0/110
BVH	(80°-90°)	2.9	0.5			G0/10
UL	(90°-100°)	0.1	0.0		U1/10	
UH	(100°-180°)	0.0	0.0		U1/10	

BUG Rating: B0-U1-G0

Type II Medium





REPORT NUMBER: P271811

CATALOG NUMBER: ISW-AF-XXX-LED-E1-RW-7027-XXB

CANDELA DISTRIBUTION (FULL):

	0°	5°	15°	25°	35°	37.5°	40°	42.5°	45°	47.5°	50°
0°	65.5	65.5	65.5	65.5	65.5	65.5	65.5	65.5	65.5	65.5	65.5
2.5°	65.1	65.0	65.0	65.1	65.4	65.5	65.3	65.4	65.4	65.3	65.6
5°	65.4	65.3	65.4	65.6	65.8	66.0	65.9	65.9	66.0	65.8	66.3
7.5°	65.1	65.0	65.3	65.7	66.3	66.7	66.7	66.7	66.7	66.7	67.2
10°	64.4	64.4	64.8	65.6	66.7	66.8	67.1	67.2	67.7	67.7	68.2
12.5°	63.8	63.8	64.4	65.6	67.4	67.5	67.8	68.1	68.8	68.5	69.3
15°	64.0	64.2	64.9	66.4	68.7	68.6	68.9	69.2	70.2	69.6	71.1
17.5°	65.3	65.6	66.4	68.0	70.4	70.1	70.3	70.9	72.3	71.3	73.1
20°	67.2	67.6	68.5	70.3	72.7	72.2	72.5	73.1	74.8	73.9	75.6
22.5°	70.0	70.2	71.2	73.4	75.9	75.3	75.6	76.2	78.1	76.5	78.7
25°	73.6	73.9	75.0	77.2	79.9	79.3	79.5	79.9	81.7	80.1	82.1
27.5°	78.6	78.9	79.9	81.9	84.6	84.1	84.4	84.6	86.7	85.0	86.8
30°	85.0	85.2	86.1	88.2	90.5	89.9	90.2	90.4	92.3	90.5	92.1
32.5°	92.4	92.4	93.6	95.8	97.8	96.7	96.7	96.7	98.5	96.8	98.1
35°	101.4	101.4	102.7	104.7	106.6	105.3	104.7	104.5	106.3	104.2	105.0
37.5°	111.1	110.7	112.6	114.5	116.3	114.7	114.3	113.7	115.3	112.8	113.3
40°	121.5	121.1	123.2	125.3	126.5	124.4	124.0	123.4	125.0	122.8	122.7
42.5°	130.8	130.5	133.2	135.7	137.1	134.5	133.8	133.4	135.0	132.8	132.3
45°	138.8	138.7	141.8	145.2	147.7	144.9	144.4	143.5	145.3	142.5	142.3
47.5°	145.0	144.5	148.4	153.4	157.5	154.5	154.4	153.8	155.6	152.6	152.3
50°	149.2	149.4	153.5	159.4	165.8	163.1	163.4	163.1	165.7	162.8	163.1
52.5°	149.8	150.4	155.7	163.4	172.6	169.2	171.0	171.8	175.1	172.6	173.4
55°	140.9	142.3	150.4	163.9	176.7	174.5	177.0	179.1	183.7	181.5	183.1
57.5°	120.9	123.9	133.1	152.6	176.1	177.2	182.3	185.6	191.2	189.3	192.8
60°	93.4	95.4	105.7	128.5	160.0	161.7	170.6	181.2	194.1	196.8	202.4
62.5°	61.2	62.3	72.4	95.4	132.3	132.8	144.0	157.7	180.1	185.9	201.5
65°	30.4	31.9	37.3	55.0	92.6	92.0	104.2	120.5	149.4	155.9	181.1
67.5°	19.0	19.1	20.3	25.5	46.4	41.2	51.2	68.2	103.3	109.1	141.1
70°	15.9	15.8	15.6	16.3	20.4	16.6	18.3	24.0	48.1	47.8	81.4
72.5°	14.6	14.5	13.7	13.7	14.2	13.0	13.3	13.6	19.2	16.2	31.4
75°	13.5	12.9	12.1	11.9	11.9	11.0	11.0	11.0	12.5	11.8	14.2
77.5°	12.0	11.5	10.6	10.3	10.0	8.9	8.8	8.9	10.0	9.4	10.6
80°	10.4	9.8	9.3	8.7	8.3	7.3	7.1	7.1	7.9	7.3	8.4
82.5°	9.1	8.4	8.2	7.3	6.6	5.7	5.4	5.0	5.9	5.1	6.2
85°	6.6	6.1	7.7	6.5	5.2	4.6	3.8	3.1	3.8	3.1	4.0
87.5°	3.9	3.6	6.7	5.1	4.6	4.9	3.1	2.2	2.1	1.9	2.2
90°	0.8	0.9	1.1	0.8	1.0	0.4	0.3	0.3	0.4	0.3	0.6
92.5°	0.0	0.0	0.0	0.0	0.0	0.0	0.0	0.0	0.0	0.0	0.0
95°	0.0	0.0	0.0	0.0	0.0	0.0	0.0	0.0	0.0	0.0	0.0
97.5°	0.0	0.0	0.0	0.0	0.0	0.0	0.0	0.0	0.0	0.0	0.0
100°	0.0	0.0	0.0	0.0	0.0	0.0	0.0	0.0	0.0	0.0	0.0
102.5°	0.0	0.0	0.0	0.0	0.0	0.0	0.0	0.0	0.0	0.0	0.0
105°	0.0	0.0	0.0	0.0	0.0	0.0	0.0	0.0	0.0	0.0	0.0
107.5°	0.0	0.0	0.0	0.0	0.0	0.0	0.0	0.0	0.0	0.0	0.0
110°	0.0	0.0	0.0	0.0	0.0	0.0	0.0	0.0	0.0	0.0	0.0



REPORT NUMBER: P271811

CATALOG NUMBER: ISW-AF-XXX-LED-E1-RW-7027-XXB

CANDELA DISTRIBUTION (continued):

	0°	5°	15°	25°	35°	37.5°	40°	42.5°	45°	47.5°	50°
112.5°	0.0	0.0	0.0	0.0	0.0	0.0	0.0	0.0	0.0	0.0	0.0
115°	0.0	0.0	0.0	0.0	0.0	0.0	0.0	0.0	0.0	0.0	0.0
117.5°	0.0	0.0	0.0	0.0	0.0	0.0	0.0	0.0	0.0	0.0	0.0
120°	0.0	0.0	0.0	0.0	0.0	0.0	0.0	0.0	0.0	0.0	0.0
122.5°	0.0	0.0	0.0	0.0	0.0	0.0	0.0	0.0	0.0	0.0	0.0
125°	0.0	0.0	0.0	0.0	0.0	0.0	0.0	0.0	0.0	0.0	0.0
127.5°	0.0	0.0	0.0	0.0	0.0	0.0	0.0	0.0	0.0	0.0	0.0
130°	0.0	0.0	0.0	0.0	0.0	0.0	0.0	0.0	0.0	0.0	0.0
132.5°	0.0	0.0	0.0	0.0	0.0	0.0	0.0	0.0	0.0	0.0	0.0
135°	0.0	0.0	0.0	0.0	0.0	0.0	0.0	0.0	0.0	0.0	0.0
137.5°	0.0	0.0	0.0	0.0	0.0	0.0	0.0	0.0	0.0	0.0	0.0
140°	0.0	0.0	0.0	0.0	0.0	0.0	0.0	0.0	0.0	0.0	0.0
142.5°	0.0	0.0	0.0	0.0	0.0	0.0	0.0	0.0	0.0	0.0	0.0
145°	0.0	0.0	0.0	0.0	0.0	0.0	0.0	0.0	0.0	0.0	0.0
147.5°	0.0	0.0	0.0	0.0	0.0	0.0	0.0	0.0	0.0	0.0	0.0
150°	0.0	0.0	0.0	0.0	0.0	0.0	0.0	0.0	0.0	0.0	0.0
152.5°	0.0	0.0	0.0	0.0	0.0	0.0	0.0	0.0	0.0	0.0	0.0
155°	0.0	0.0	0.0	0.0	0.0	0.0	0.0	0.0	0.0	0.0	0.0
157.5°	0.0	0.0	0.0	0.0	0.0	0.0	0.0	0.0	0.0	0.0	0.0
160°	0.0	0.0	0.0	0.0	0.0	0.0	0.0	0.0	0.0	0.0	0.0
162.5°	0.0	0.0	0.0	0.0	0.0	0.0	0.0	0.0	0.0	0.0	0.0
165°	0.0	0.0	0.0	0.0	0.0	0.0	0.0	0.0	0.0	0.0	0.0
167.5°	0.0	0.0	0.0	0.0	0.0	0.0	0.0	0.0	0.0	0.0	0.0
170°	0.0	0.0	0.0	0.0	0.0	0.0	0.0	0.0	0.0	0.0	0.0
172.5°	0.0	0.0	0.0	0.0	0.0	0.0	0.0	0.0	0.0	0.0	0.0
175°	0.0	0.0	0.0	0.0	0.0	0.0	0.0	0.0	0.0	0.0	0.0
177.5°	0.0	0.0	0.0	0.0	0.0	0.0	0.0	0.0	0.0	0.0	0.0
180°	0.0	0.0	0.0	0.0	0.0	0.0	0.0	0.0	0.0	0.0	0.0



REPORT NUMBER: P271811

CATALOG NUMBER: ISW-AF-XXX-LED-E1-RW-7027-XXB

CANDELA DISTRIBUTION (continued):

	52.5°	55°	57.5°	60°	62.5°	65°	67.5°	70°	72.5°	75°	77.5°
0°	65.5	65.5	65.5	65.5	65.5	65.5	65.5	65.5	65.5	65.5	65.5
2.5°	65.3	65.6	65.1	65.6	64.9	65.5	64.9	65.6	65.0	65.6	64.9
5°	65.7	66.4	65.6	66.6	65.5	66.6	65.6	66.7	65.8	66.7	65.7
7.5°	66.4	67.6	66.6	67.7	66.4	67.8	66.7	68.0	66.7	68.1	66.7
10°	67.2	68.7	67.4	68.9	67.2	69.0	67.5	69.3	67.6	69.5	67.7
12.5°	67.9	69.9	68.5	70.3	68.6	70.7	68.9	71.2	69.2	71.7	69.3
15°	69.3	71.9	70.0	72.4	70.3	72.9	70.8	73.5	71.2	74.0	71.7
17.5°	71.2	74.0	72.0	74.4	72.2	74.9	72.8	75.4	73.1	76.0	73.4
20°	73.8	76.4	74.4	76.7	74.6	77.1	74.9	77.3	75.4	77.8	75.5
22.5°	76.5	79.2	77.0	79.3	77.0	79.2	77.1	79.3	77.3	79.6	77.5
25°	79.9	82.5	80.2	82.1	79.9	81.8	79.9	81.8	80.1	82.0	80.5
27.5°	84.8	86.7	84.4	86.1	83.5	85.2	83.3	85.0	83.4	85.0	83.5
30°	90.2	91.9	89.1	90.5	87.9	89.1	86.9	88.4	86.7	88.2	87.0
32.5°	96.0	97.4	94.7	95.8	93.1	94.2	91.8	92.7	91.3	92.3	91.4
35°	102.6	103.9	101.1	102.1	99.4	100.4	97.9	98.5	96.9	97.6	96.9
37.5°	110.3	111.5	108.3	109.3	106.2	107.4	104.6	105.0	103.2	103.7	102.2
40°	118.8	119.9	116.2	117.2	113.4	114.8	111.5	111.9	109.3	109.8	107.7
42.5°	127.8	129.0	124.2	125.1	120.6	122.1	118.3	118.8	115.9	116.3	113.6
45°	137.7	138.4	133.2	133.8	128.4	129.9	125.0	126.2	122.7	123.4	120.5
47.5°	147.1	148.4	142.7	143.2	137.4	138.2	132.6	134.3	130.4	131.7	128.0
50°	157.7	158.7	153.3	153.3	147.6	148.0	141.8	143.4	139.1	140.6	136.5
52.5°	168.6	169.2	163.4	164.0	158.3	158.9	152.6	153.3	148.5	149.7	145.7
55°	179.1	179.3	174.5	174.3	169.0	170.0	163.1	164.6	158.9	160.1	155.7
57.5°	189.7	190.4	185.8	185.9	180.6	181.4	175.1	176.2	170.8	172.3	166.7
60°	200.8	202.7	198.3	198.9	193.9	195.3	187.7	189.1	183.2	185.6	179.6
62.5°	208.0	214.9	214.0	215.0	210.1	210.9	202.9	205.3	198.2	200.0	193.9
65°	194.3	211.2	219.7	229.2	229.3	231.9	224.1	225.0	217.9	217.5	210.3
67.5°	158.4	179.2	193.7	212.9	226.5	239.4	244.1	245.2	241.4	237.3	229.2
70°	95.6	118.3	139.5	162.2	183.5	206.9	226.7	240.5	252.4	251.9	253.1
72.5°	37.8	56.6	70.8	92.1	113.2	139.1	161.1	180.4	201.0	213.7	230.1
75°	14.9	19.8	23.1	34.9	44.9	64.3	83.6	94.1	110.2	121.3	132.7
77.5°	10.7	11.8	11.9	13.8	14.6	20.2	23.6	27.2	30.6	32.9	32.4
80°	8.4	8.9	8.9	9.8	9.7	10.8	10.6	11.6	11.5	12.3	11.8
82.5°	6.2	6.6	6.6	7.3	7.3	7.9	7.7	8.4	8.3	8.8	8.3
85°	4.0	4.4	4.4	4.9	4.6	5.3	5.2	5.7	5.4	5.7	5.3
87.5°	2.2	2.5	2.5	2.9	2.5	3.1	3.1	3.2	3.1	3.2	3.1
90°	0.3	0.4	0.3	0.4	0.3	0.8	0.4	0.9	0.3	1.0	0.4
92.5°	0.0	0.0	0.0	0.0	0.0	0.0	0.0	0.0	0.0	0.0	0.0
95°	0.0	0.0	0.0	0.0	0.0	0.0	0.0	0.0	0.0	0.0	0.0
97.5°	0.0	0.0	0.0	0.0	0.0	0.0	0.0	0.0	0.0	0.0	0.0
100°	0.0	0.0	0.0	0.0	0.0	0.0	0.0	0.0	0.0	0.0	0.0
102.5°	0.0	0.0	0.0	0.0	0.0	0.0	0.0	0.0	0.0	0.0	0.0
105°	0.0	0.0	0.0	0.0	0.0	0.0	0.0	0.0	0.0	0.0	0.0
107.5°	0.0	0.0	0.0	0.0	0.0	0.0	0.0	0.0	0.0	0.0	0.0
110°	0.0	0.0	0.0	0.0	0.0	0.0	0.0	0.0	0.0	0.0	0.0



REPORT NUMBER: P271811

CATALOG NUMBER: ISW-AF-XXX-LED-E1-RW-7027-XXB

CANDELA DISTRIBUTION (continued):

	52.5°	55°	57.5°	60°	62.5°	65°	67.5°	70°	72.5°	75°	77.5°
112.5°	0.0	0.0	0.0	0.0	0.0	0.0	0.0	0.0	0.0	0.0	0.0
115°	0.0	0.0	0.0	0.0	0.0	0.0	0.0	0.0	0.0	0.0	0.0
117.5°	0.0	0.0	0.0	0.0	0.0	0.0	0.0	0.0	0.0	0.0	0.0
120°	0.0	0.0	0.0	0.0	0.0	0.0	0.0	0.0	0.0	0.0	0.0
122.5°	0.0	0.0	0.0	0.0	0.0	0.0	0.0	0.0	0.0	0.0	0.0
125°	0.0	0.0	0.0	0.0	0.0	0.0	0.0	0.0	0.0	0.0	0.0
127.5°	0.0	0.0	0.0	0.0	0.0	0.0	0.0	0.0	0.0	0.0	0.0
130°	0.0	0.0	0.0	0.0	0.0	0.0	0.0	0.0	0.0	0.0	0.0
132.5°	0.0	0.0	0.0	0.0	0.0	0.0	0.0	0.0	0.0	0.0	0.0
135°	0.0	0.0	0.0	0.0	0.0	0.0	0.0	0.0	0.0	0.0	0.0
137.5°	0.0	0.0	0.0	0.0	0.0	0.0	0.0	0.0	0.0	0.0	0.0
140°	0.0	0.0	0.0	0.0	0.0	0.0	0.0	0.0	0.0	0.0	0.0
142.5°	0.0	0.0	0.0	0.0	0.0	0.0	0.0	0.0	0.0	0.0	0.0
145°	0.0	0.0	0.0	0.0	0.0	0.0	0.0	0.0	0.0	0.0	0.0
147.5°	0.0	0.0	0.0	0.0	0.0	0.0	0.0	0.0	0.0	0.0	0.0
150°	0.0	0.0	0.0	0.0	0.0	0.0	0.0	0.0	0.0	0.0	0.0
152.5°	0.0	0.0	0.0	0.0	0.0	0.0	0.0	0.0	0.0	0.0	0.0
155°	0.0	0.0	0.0	0.0	0.0	0.0	0.0	0.0	0.0	0.0	0.0
157.5°	0.0	0.0	0.0	0.0	0.0	0.0	0.0	0.0	0.0	0.0	0.0
160°	0.0	0.0	0.0	0.0	0.0	0.0	0.0	0.0	0.0	0.0	0.0
162.5°	0.0	0.0	0.0	0.0	0.0	0.0	0.0	0.0	0.0	0.0	0.0
165°	0.0	0.0	0.0	0.0	0.0	0.0	0.0	0.0	0.0	0.0	0.0
167.5°	0.0	0.0	0.0	0.0	0.0	0.0	0.0	0.0	0.0	0.0	0.0
170°	0.0	0.0	0.0	0.0	0.0	0.0	0.0	0.0	0.0	0.0	0.0
172.5°	0.0	0.0	0.0	0.0	0.0	0.0	0.0	0.0	0.0	0.0	0.0
175°	0.0	0.0	0.0	0.0	0.0	0.0	0.0	0.0	0.0	0.0	0.0
177.5°	0.0	0.0	0.0	0.0	0.0	0.0	0.0	0.0	0.0	0.0	0.0
180°	0.0	0.0	0.0	0.0	0.0	0.0	0.0	0.0	0.0	0.0	0.0



REPORT NUMBER: P271811

CATALOG NUMBER: ISW-AF-XXX-LED-E1-RW-7027-XXB

CANDELA DISTRIBUTION (continued):

	80°	82.5°	85°	87.5°	90°
0°	65.5	65.5	65.5	65.5	65.5
2.5°	65.5	65.3	65.6	65.0	65.6
5°	66.7	65.8	66.7	65.8	66.7
7.5°	68.2	66.9	68.3	66.9	68.3
10°	69.7	67.6	69.8	67.8	69.9
12.5°	72.0	69.5	72.3	69.6	72.3
15°	74.5	71.7	74.8	71.8	75.0
17.5°	76.4	73.8	76.9	73.8	77.0
20°	78.2	76.0	78.6	76.0	78.8
22.5°	80.1	78.5	80.6	78.5	81.0
25°	82.6	81.6	83.3	81.7	83.5
27.5°	85.6	84.8	86.1	85.0	86.5
30°	89.0	88.8	89.4	88.9	89.7
32.5°	92.9	93.4	93.4	93.4	93.7
35°	98.5	98.9	98.9	99.2	99.3
37.5°	103.8	104.7	104.6	104.8	104.8
40°	109.4	110.5	110.5	110.5	110.7
42.5°	115.6	116.8	117.0	116.5	116.8
45°	122.6	123.0	123.3	123.2	123.8
47.5°	130.1	130.4	130.8	130.4	131.4
50°	138.9	138.8	139.7	138.8	140.0
52.5°	148.0	148.8	149.4	148.5	149.4
55°	158.4	158.2	160.1	158.9	160.1
57.5°	169.8	169.8	171.8	170.6	172.0
60°	183.3	182.3	184.9	183.0	184.9
62.5°	197.0	195.0	198.1	196.4	199.0
65°	212.7	209.9	212.8	210.7	212.9
67.5°	228.7	225.5	226.5	225.3	226.6
70°	249.1	248.7	247.7	250.8	248.0
72.5°	227.5	232.3	228.3	236.1	230.9
75°	139.8	148.7	153.7	161.4	160.2
77.5°	33.1	29.5	32.4	29.0	32.8
80°	12.3	11.2	11.7	10.2	11.3
82.5°	8.4	7.3	7.1	5.6	6.0
85°	5.4	4.3	4.0	3.3	3.8
87.5°	3.1	2.4	2.2	2.0	2.0
90°	0.9	0.3	0.7	0.2	0.6
92.5°	0.0	0.0	0.0	0.0	0.0
95°	0.0	0.0	0.0	0.0	0.0
97.5°	0.0	0.0	0.0	0.0	0.0
100°	0.0	0.0	0.0	0.0	0.0
102.5°	0.0	0.0	0.0	0.0	0.0
105°	0.0	0.0	0.0	0.0	0.0
107.5°	0.0	0.0	0.0	0.0	0.0
110°	0.0	0.0	0.0	0.0	0.0



REPORT NUMBER: P271811

CATALOG NUMBER: ISW-AF-XXX-LED-E1-RW-7027-XXB

CANDELA DISTRIBUTION (continued):

	80°	82.5°	85°	87.5°	90°
112.5°	0.0	0.0	0.0	0.0	0.0
115°	0.0	0.0	0.0	0.0	0.0
117.5°	0.0	0.0	0.0	0.0	0.0
120°	0.0	0.0	0.0	0.0	0.0
122.5°	0.0	0.0	0.0	0.0	0.0
125°	0.0	0.0	0.0	0.0	0.0
127.5°	0.0	0.0	0.0	0.0	0.0
130°	0.0	0.0	0.0	0.0	0.0
132.5°	0.0	0.0	0.0	0.0	0.0
135°	0.0	0.0	0.0	0.0	0.0
137.5°	0.0	0.0	0.0	0.0	0.0
140°	0.0	0.0	0.0	0.0	0.0
142.5°	0.0	0.0	0.0	0.0	0.0
145°	0.0	0.0	0.0	0.0	0.0
147.5°	0.0	0.0	0.0	0.0	0.0
150°	0.0	0.0	0.0	0.0	0.0
152.5°	0.0	0.0	0.0	0.0	0.0
155°	0.0	0.0	0.0	0.0	0.0
157.5°	0.0	0.0	0.0	0.0	0.0
160°	0.0	0.0	0.0	0.0	0.0
162.5°	0.0	0.0	0.0	0.0	0.0
165°	0.0	0.0	0.0	0.0	0.0
167.5°	0.0	0.0	0.0	0.0	0.0
170°	0.0	0.0	0.0	0.0	0.0
172.5°	0.0	0.0	0.0	0.0	0.0
175°	0.0	0.0	0.0	0.0	0.0
177.5°	0.0	0.0	0.0	0.0	0.0
180°	0.0	0.0	0.0	0.0	0.0

(END OF REPORT)